

1st Grade

Summer Learning Loss Statistics



- It can take up to **2 months** from the first day of school for a student's brain development to get back on track.
- **Six weeks** in the fall are spent re-learning **OLD** material to make up for summer learning loss!

Nearly 3 months of math skills are lost over the summer months.


PREVENT SUMMER LOSS! Work your brain:

- **EducationGalaxy.com**
- **GregTangMath.com**
- **Reflex Math (math fact practice)**
- **BedTimeMath.org**
- **www.whatdowedoallday.com/diy-summer-math-camp/**
- **Calendar Math (see attached)**
- **EnVision Textbook**

2 months of reading skills are lost over the summer months.

PREVENT SUMMER LOSS! WORK your brain:

- **RAZ KIDS**
- **TumbleBook Library**
- **PebbleGo**
- **Learning.com**
- **Starfall**
- **TeachYourMonsterToRead.com**
- **Fort Bend County Library**
- **Calendar Reading (see attached)**




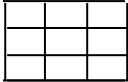






2-3 hours per week during summer vacation is needed to prevent learning loss. Spend 30 minutes WORKING YOUR BRAIN each morning before any other activities. This is when a child's brain is used to learning.

JUNE 2020

1ST GRADE

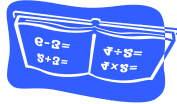



Summer Math Fun




MONDAY	TUESDAY	WEDNESDAY	THURSDAY	FRIDAY
1 Weigh yourself in pounds. Record the results in your notebook. Measure your height and record the results in your notebook.	2 Draw 2 lines in the figure to show 1 rectangle and 2 triangles. 	3 There are 17 snakes in the zoo. There are 10 more monkeys than snakes. How many monkeys are in the zoo? Draw a picture to show your thinking.	4 Bren has 16 toy cars. He gives some away and now he has 9 cars. Draw a model and write a number sentence to show how many toy cars Bren gave away.	5 How is a sphere different from other 3-D figures? Use words and pictures to explain.
8 School starts on August 12. How many days until school starts? Don't forget to count weekends!	9 Draw the shapes below. Divide each shape into 4 equal parts and color 1 out of 4 of each shape. 	10 Write the numbers from 51 to 100 in the pattern that they would be in on a hundred board.	11 Get permission to go outside. Look for things shaped like a rectangle. List as many as you can. 	12 How many squares can you find? Be careful! There are more than 16!! 
15 Find and count all the cylinders in your home. Don't forget to check the kitchen. 	16 Survey friends and neighbors to find out what kind of pets they have. Graph the results in a pictograph. Make a category for "No Pets".	17 Count out 21 pennies. Put them in 3 equal groups. How many are in each group? Do you still have a total of 21 pennies?	18 Draw the hands on the clock to show 2:00. 	19 Estimate how many hands wide your kitchen table is. Record your estimate. Now measure with your hand. How close were you?
22 Make a Time Log. Activity _____ Start Time _____ End Time _____ Total Time _____	23 List 5 things that come in pairs. If you had 6 pairs of shoes, how many shoes would you have? Draw a silly monster with 6 pairs of eyes. 	24 Count the number of pennies, nickels, and dimes in your mom's or dad's pocket. How many of each coin are there? Which coin is there more of?	25 Can you think of animals that weigh more than 100 pounds? List as many as you can. 	26 $3 + 4 + 4$ names the same number as $7 + 4$. Write three more ways to show the number $7 + 4$.
29 Copy a sentence from your favorite book. Graph the different letters that are used. Which letter is used most? Are there any letters left out?	30 Count by fives to 100. Write each number as you say it. (Ask your mom to save some grocery receipts to use later.)			

JULY 2020

1ST GRADE

Summer Math Fun

MONDAY	TUESDAY	WEDNESDAY	THURSDAY	FRIDAY
		<p>1 Write the following in your notebook. Fill in the one more and one less missing numbers.</p> <p>___, 30, ___ ___, 17, ___</p> <p>___, 19, ___ ___, 60, ___</p>	<p>2 Write the facts for these fact families:</p> <p>10, 7, 3</p> <p>9, 2, 11</p> <p>6, 4, 10</p> 	<p>3 Begin your 4th of July Holiday!</p> 
<p>6 Use a grocery receipt your mom saved for you. Circle the most expensive item in red. Circle the least expensive item in blue.</p>	<p>7 Color and cut out one red, one blue, and one green ball. The red ball is not first. The green ball is between the red and blue balls. Glue or draw the balls in order in your notebook.</p>	<p>8 Use pennies, nickels, and dimes to make 19¢. Draw a picture to show your coins.</p> 	<p>9 Think about this:</p> <p>2 motorcycles 1</p> <p>car 1</p> <p>tricycle</p> <p>How many wheels in all?</p>	<p>10 Finish this pattern: 1, 3, 5, 7, ___, ___, ___, ___, ___, ___. What is the pattern?</p>
<p>13 Count on to find each answer. Try to not use your fingers, as much as possible.</p> <p>7 + 2 = 5 + 2 =</p> <p>6 + 3 = 9 + 2 = 2</p> <p>+ 4 = 5 + 3 =</p>	<p>14 Write the number that is 2 fewer than 10; 2 fewer than 8; 2 fewer than 11; 2 fewer than 17.</p>	<p>15 Draw 2 large rectangles. Divide one in half to make two smaller rectangles. Divide the other in half to make two triangles.</p>	<p>16 Write the facts for these fact families:</p> <p>6, 11, 5; 5, 9, 4; and 8, 5, 3. (Ask your mom to save an empty egg carton for you.)</p>	<p>17 Write the following in your notebook. Fill in the missing numbers with ten more, and ten less than the given number.</p> <p>___, 91, ___</p> <p>___, 80, ___</p> <p>___, 49, ___</p>
<p>20 Write your address. Does your address have more even or odd numbers? Remember to include your zip code.</p>	<p>21 Make a graph or chart showing how many 1-legged, 2-legged, 3-legged, and 4-legged things are in your house. Remember to count your pets and furniture!</p>	<p>22 Count by 10s to 100. Write the numbers as you say them. How many tens does it take to make 100?</p>	<p>23 Write the facts for these fact families:</p> <p>9, 1, 10; 6, 2, 8; and 3, 11, 8.</p>	<p>24 Count by twos to 20. Write each number as you say it.</p>
<p>27 Write the following in your notebook. Fill in the missing numbers, 1 more/1 less.</p> <p>___, 21, ___ ___,</p> <p>71, ___ ___,</p> <p>39, ___</p>	<p>28 Write the numbers from 1 to 50 in the pattern that they would be in on a hundred board.</p>	<p>29 Write the number that is 2 more than 10; 2 more than 8; 2 more than 7; 2 more than 11; 2 more than 17.</p>	<p>30 Jim needed to save 27 cents to buy some stickers. What coins could he save that would total 27 cents?</p>	<p>31 There are 3 girls, 2 chairs, and 1 table in a room. Draw a picture to show the total number of legs in the room. How many legs did you count?</p> 

MONDAY	TUESDAY	WEDNESDAY	THURSDAY	FRIDAY
<p>3 How many ways can you make 10? Write as many ways as you can think of. Learn all of the combinations of 10 before your first day of 2nd grade!</p>	<p>4 Joe has some pencils. His mom bought him 12 more pencils to start school. Now Joe has 17 pencils, how many pencils did Joe start with? Write a number sentence to match the problem.</p> 	<p>5 Write the following in your notebook. Fill in the missing numbers:</p> <p>____, 31, ____</p> <p>____, 20, ____</p> <p>____, 49, ____</p>	<p>6 Estimate the number of footsteps from your bed to the refrigerator. Write down your estimate. Now count the actual number of footsteps and record. How close was your estimate to the actual?</p>	<p>7 Use the egg carton your mom saved. Number each cup from 1 to 12. Put 2 beans in the carton. Close it and shake. Open and add the numbers of the cups where the beans fell. Write down the total. Do four more times.</p>
<p>10 Measure your height and record. Weigh yourself and record. Look at your notebook page for June 1. How much have you grown this summer?</p>	<p>11 Put your first and last name on the front of your notebook. Put 2nd Grade on the front of your notebook. Take the notebook to your teacher tomorrow!</p> 	<p>12 First day of school!</p> 	<p>13</p> <p>14</p> <p>Congrats! Your brain has continued to grow during the summer. Now you are ready for 2nd grade work!</p>	
17	18	19	20	21
24	25	26	27	28

Summer Reading Loss

Do children really suffer from a summer Reading loss?

Research has proven that the impact of summer reading loss can be significant.

Who is affected?

- If your child is among the top 25 percent of readers for their age they will probably continue to make some progress during the summer.
- If your child is an average reader for their age, they will likely remain steady or fall slightly during the summer.
- If your child is among the students who have made slower reading achievement during the school year, they are at risk of suffering from a significant reading loss over the summer.

To sum it up, students who are having more difficulty learning to read are the students who suffer the most from summer reading loss.

What can I do about this?

Research has shown that the best predictor of reading achievement is the amount of time spent reading-The more time a child spends reading, the better reader they become. So the best thing you can do for your child is reading to them, reading with them and giving them opportunities for more reading.

Ideas for Summer Reading


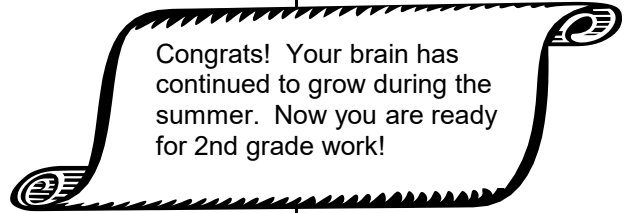
- Don't view reading as a chore-create a positive environment for reading so that children look forward to it. You don't have to read, you get to read!
- Reading doesn't have to only be books-Get a magazine about your child's favorite hobby, turn on the captions and turn down the volume on the television, look for information on the web.
- Your day to day routines can provide reading experiences-cooking, using the phone book, reading instructions for a new game, and reading maps or brochures for your vacation spots are all authentic reading experiences
- Read during transition times-Get some more reading time in during the drive to Grandma's house or while waiting for the dentist.
- Keep reading those old Favorites-Reading books that are a little easy or are even memorized build confidence and fluency.
- Read to your child-You get quality time with your child, you are a great reading model and you have the opportunity to talk to your child.
- Talk about books-Ask your child open-ended questions such as "What do you think about that story?" "What would you have done if you were that character?"
- Visit the library-not only can the librarian help you find good, interesting books for your child, but they probably have a summer reading program your child can participate in.
- Support your child's writing-There is no better letter/sound practice than writing. Provide supplies and opportunities for your child to write-letters, lists, messages, vacation journal or scrapbook, etc. Don't worry about spelling-just praise your child's efforts.

JUNE 2020**1ST GRADE****Summer Reading Fun**

MONDAY	TUESDAY	WEDNESDAY	THURSDAY	FRIDAY
1 Read a magazine or newspaper. Highlight or circle words with a digraph(ch, sh, th, wh) in it.	2 Listen to or read a story. Make a list of -ike, -ide and -ight words.	3 Listen to or read a story. Write down words that you hear, see or know that have an /ea/ sound.	4 Listen to or read a story. Pick 3-4 words from your book and write them in ABC order.	5 Listen to a story. https://www.storylineonline.net/books/library-lion/
8 Listen to or read a story. Draw a picture of your favorite character and write about your character.	9 Listen to or read a story. Write down words that you hear, see or know that have an /ee/ sound.	10 Listen to or read a story. Write down your favorite sight words that you know from a book.	11 Listen to or read a story. Write the lower case letters in ABC order.	12 Listen to a story. https://www.storylineonline.net/books/quackenstein/
15 Listen to or read a story. Pick 4 sight words and write sentences for each sight word.	16 Listen to or read a story. Write down the characters and setting.	17 Listen to or read a story. Write down words that you hear, see or know that have an /ea/ sound.	18 Listen to or read a story. Write down the problem and solution.	19 Listen to a story. https://www.storylineonline.net/books/the-night-i-followed-the-dog/
22 Listen to or read a story. Write the capital letters in ABC order.	23 Listen to or read a story. Write four sentences with sidewalk chalk.	24 Listen to or read a NON-FICTION story. Write 3-4 important facts.	25 Listen to or read a NON-FICTION story. Describe the weather today.	26 Listen to a story. https://www.storylineonline.net/books/turkey-trouble/
29 Read a magazine or newspaper. Highlight or circle words with a digraph(ch, sh, th, wh) in it.	30 Listen to or read a story. Make a list of -ike, -ide and -ight words.		Practice memorizing your school lunch or ID number weekly.	Websites for ebooks: 1. https://www.uniteforliteracy.com/ 2. FBISD - Tumble Books 3. Public Library - ebooks

JULY 2020**1ST GRADE****Summer Reading Fun**


MONDAY	TUESDAY	WEDNESDAY	THURSDAY	FRIDAY
Websites for ebooks: 1. https://www.uniteforliteracy.co m/ 2. FBISD - Tumble Books 3. Public Library - ebooks	Practice memorizing your school lunch or ID number weekly.	1 Listen to or read a story. Read and write some first grade sight words.	2 Listen to or read a story. Memorize your parent's phone number.	3 Listen to a story. https://www.storylineonli ne.net/books/when- pigasso-met-mootisse/
6 Listen to or read a NONFICTION story. Discuss and write 4 facts in complete sentences.	7 Listen to or read a story. Practice writing sight words and highlight the vowels in those words.	8 Listen to or read a NON-FICTION story. Write as many sight words as you can in 10 minutes.	9 Listen to or read a story. Retell the important events in the story.	10 Listen to or read a story. https://www.storylineonli ne.net/books/hey-thats- monster/
13 Listen to or read a story. Draw and write about your favorite part.	14 Write your address. Does your address have more even or odd numbers? Remember to include your zip code.	15 Listen to or read a NON-FICTION story. Make a list of as many nouns as you can find in the book.	16 Listen to or read a NON-FICTION story. Write 5-7 important facts in complete sentences.	17 Listen to a story. https://www.storylineonli ne.net/books/clark-the- shark/
20 Listen to or read a story. Make a list of -ode, oke, and -old words.	21 Listen to or read a story. On a piece of paper, student will write and complete the sentence " I can...", then illustrate it.	22 Listen to or read a NON-FICTION story. Make a list of as many verbs as you can from the book.	23 Listen to or read a story. Make a list of your favorite things for each letter of the alphabet and highlight the vowels.	24 Listen to a story. https://www.storylineonli ne.net/books/the-tooth/
27 Listen to or read a story. Write down words that you hear, see or know that have an /ar/ sound.	28 Write your address. Does your address have more even or odd numbers? Remember to include your zip code.	29 Read a story. Highlight the vowels for any 15 words from the story.	30 Listen to or read a story. Pick 5 sight words and write sentences with the sight words.	31 Listen to a story. https://www.storylineonli ne.net/books/wilfrid- gordon-mcdonald- partridge/

MONDAY	WEDNESDAY	THURSDAY	FRIDAY
Websites for ebooks: 1. https://www.uniteforliteracy.com/ 2. FBISD - Tumble Books 3. Public Library - ebooks	Practice memorizing your school lunch or ID number weekly.		
3 Listen to or read a story. Make a list of -een, -eat, and -eek words.	5 Listen to or read a NON-FICTION book. Write a brief summary about the book.	6 Listen to or read a NON-FICTION story. Draw and write about your favorite fact.	7 Listen to a story. https://www.storylineonline.net/books/the-empty-pot/
10 Listen to or read a NON-FICTION story. Write the steps to making a sandwich. Then have an adult help you make one.	12 First day of school!!! 	 <p>Congrats! Your brain has continued to grow during the summer. Now you are ready for 2nd grade work!</p>	

Summer Journal for K, 1st, 2nd Graders

Nearly all children experience *Summer Learning Loss*. To prevent your child from falling behind academically over the summer, your child is asked to complete a summer journal.

Directions for Students:

<p><u>The Journal:</u> Please purchase a composition book to be used as a summer journal. To the right is an example of the required journal.</p>	
<p><u>Writing Entries:</u> All writing entries should begin at the front of the journal. Date the top of each entry. You may write more than one entry on the same page.</p>	
<p><u>Reading Log:</u> Each night you should read a minimum of twenty minutes. Please visit your local library branch for books and fun incentives to read.</p> <p>Create a reading log in your journal including date, book title and/or chapters.</p>	
<p><u>What am I handing in to my child's teacher?</u></p> <ol style="list-style-type: none">1) Completed Writing Journal.2) Completed the Reading Log.	
<p><u>Encourage your child to go on the following websites to read informational texts of high interest:</u></p> <ul style="list-style-type: none">- www.wonderopolis.com- www.newsella.com	

Fort Bend ISD **First** Grade Word Wall Words

Minimum word wall words to be practiced by students

By September 1st, conduct a whole group assessment of the Fort Bend ISD Kindergarten word wall words. Please do not assess all the words on the list in one day. Break the list into manageable sections for assessment. If 80% of the students in the class know a word, put it on the Word Wall. Start your Word Wall instruction with the remaining words on the Kindergarten list that the students did not know (five new words per week). Once the Kindergarten list has been exhausted, continue your Word Wall instruction with the FBISD First Grade Word Wall Words. As the majority of your students gain mastery of the Word Wall words, retire them from the Word Wall and place them in a box to use as a resource for the students who may still need additional assistance with those words.

First Grade Word Wall Words

about	ever	jump	or	under
after	every	just	our	until
all	family	keep	out	us
also	father	kind	over	use
any	first	knew	park	very
are	food	know	party	want
as	for	last	pet	was
ask	friend	let	play	went
because	from	little	put	were
bed	get	looked	quick	what
best	girl	made	quit	when
big	give	make	ran	where
book	going	man	read	who
boy	good	many	ride	why
but	got	mother	right	will
by	had	name	run	with
came	happy	need	said	would
can't	has	new	saw	yes
car	her	next	school	yet
cat	him	nice	she	you
could	his	night	some	your
day	home	not	take	zoo
did	how	now	that	
didn't	if	of	them	
dog	I'm	off	then	
down	into	old	there	
eat	it's	once	they	
end	I've	one	this	